

COAST MIDDLE EAST WEEKLY GCC Stock Review

Thursday, June 18, 2015

Market Summary

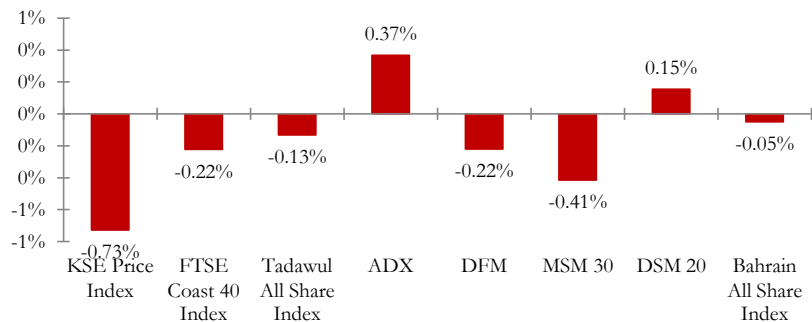
Market Summary

GCC financial markets this week were in negative territory . UAE ADX recorded as the top gainer with 0.37% increase compared to the previous week, while the top loser was Kuwait KSE Price Index which decreased by 0.73% compared to the previous week.

Indices Performance

dfm	Index	Previous	Current	Change	Change
		11-Jun-15	18-Jun-15	Points	Δ
Kuwait	KSE Price Index	6,282.94	6,237.19	(45.75) ↓	-0.73%
	FTSE Coast 40 Index	49.44	49.33	(0.11) ↓	-0.22%
Saudi Arabia	Tadawul All Share Index	9,518.38	9,505.74	(12.64) ↓	-0.13%
UAE	ADX	4,555.29	4,572.02	16.73 ↑	0.37%
	DFM	4,072.83	4,063.88	(8.95) ↓	-0.22%
Oman	MSM 30	6,482.34	6,455.44	(26.90) ↓	-0.41%
Qatar	DSM 20	11,879.56	11,897.95	18.39 ↑	0.15%
Bahrain	Bahrain All	1,367.61	1,366.94	(0.67) ↓	-0.05%

Market Change (%) - Weekly



News During the Week

- › Muscat: A syndicated loan worth \$77.5 million has been jointly signed by Bank Sohar and Qatar National Bank (QNB) for Dalma Energy International's oil drilling rig project.
- › MUSCAT: The number of retirees has increased by 17 per cent over the past five. The amount of pensions paid to them has gone up by a whopping 85 per cent with monthly pensions currently totalling RO 14.5 million.
- › Muscat - Shareholders have approved an increase in National Bank of Oman's capital. Shareholders, at an extraordinary general meeting (EGM), approved the board's proposal to issue up to US\$300mn in additional perpetual Tier-1 capital securities.
- › Oman Food Investment Holding Company SAOC, established by the government to invest in food security projects, is moving forward with three projects at a total estimated investment of \$620 million to set up massive dairy, poultry and red meat factories.
- › The Central Bank of Bahrain (CBB) announces that this week's BD70 million issue of Government Treasury Bills has been fully subscribed by 211%. The bills, carrying a maturity of 91 days.
- › Iraq's telecoms watchdog has scrapped a \$100 mln fine imposed on the country's largest mobile phone operator, Zain Iraq, Kuwaiti parent firm Zain said on Monday, ending a case that had dragged on for several years.

This document and its content are prepared for your personal information purposes only and it is not an offer, or the solicitation of an offer, to buy or sell a security or enter into any other agreement. Projections of potential risk or return are illustrative, and should not be taken as limitations of the maximum possible loss or gain. The information and any views expressed are given as at the date of writing and subject to change. While the information has been obtained from sources believed to be reliable we do not represent that it is accurate or complete and it should not be relied on as such. Coast Investment and Development Company, its affiliates and subsidiaries accept no liability for any direct or consequential loss arising from use of this document or its contents. At any time, Coast Investment and Development Company or its employees may have a position, subject to change, in any securities or instruments referred to, or provide services to the issuer of those securities and instruments.

Coast Investment & Development Co.
Shuhada Street, Al Sharq Area

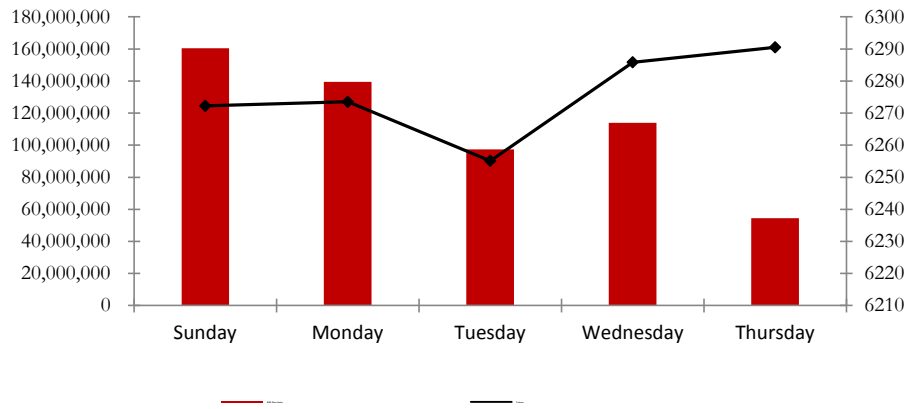
P. O. Box 26755, Safat 13128 - Kuwait
Tel: + 965 22230555
Fax: + 965 22408932

www.coast.com.kw

KUWAIT

Market	Unit	Previous	Current	Change
		11-Jun-15	18-Jun-15	Δ
KSE Price Index	(x)	6,282.94	6,237.19	-0.73%
FTSE Coast 40 Index	(x)	49.44	49.33	-0.22%
Average Volume Traded	(000's)	238,497,243	125,136,192	-47.53%
Average No of Trades	(000's)	4,523	2,850	-36.98%
Average Value Traded(U.S \$)	(\$ 000's)	53,519,200	48,020,270	-10.27%

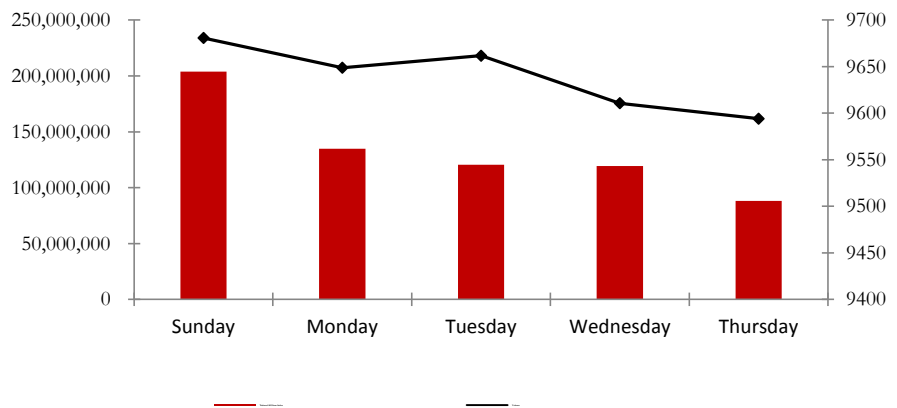
Market Change - Weekly



SAUDI ARABIA

Market	Unit	Previous	Current	Change
		11-Jun-15	18-Jun-15	Δ
Tadawul All Share Index	(x)	9,518.38	9,505.74	-0.13%
Average Volume Traded	(000's)	141,121,731	154,150,819	9.23%
Average No of Trades	(000's)	90,097	91,028	1.03%
Average Value Traded(U.S \$)	(\$ 000's)	1,160,640,263	1,338,970,362	15.36%

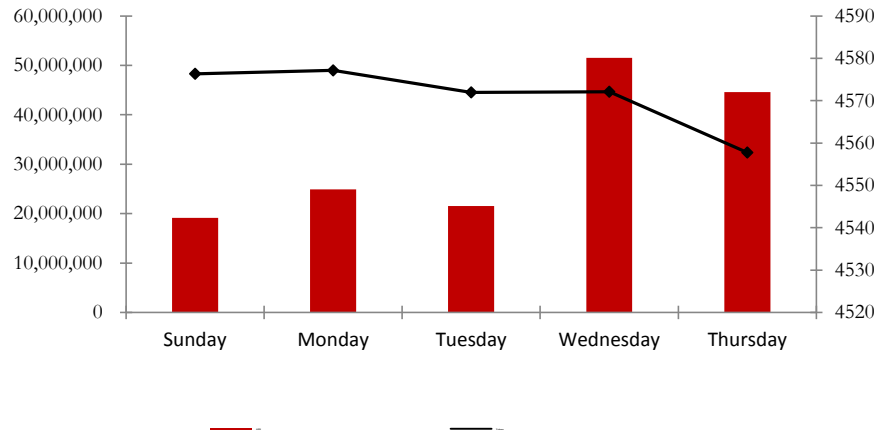
Market Change - Weekly



UNITED ARAB EMIRATES (Abu Dhabi)

Market	Unit	Previous 11-Jun-15	Current 18-Jun-15	Change Δ
ADX	(x)	4,555.29	4,572.02	0.37%
Average Volume Traded	(000's)	152,565,762	47,954,850	-68.57%
Average No of Trades	(000's)	2,070	1,024	-50.54%
Average Value Traded(U.S \$)	(\$ 000's)	61,026,775	29,745,260	-51.26%

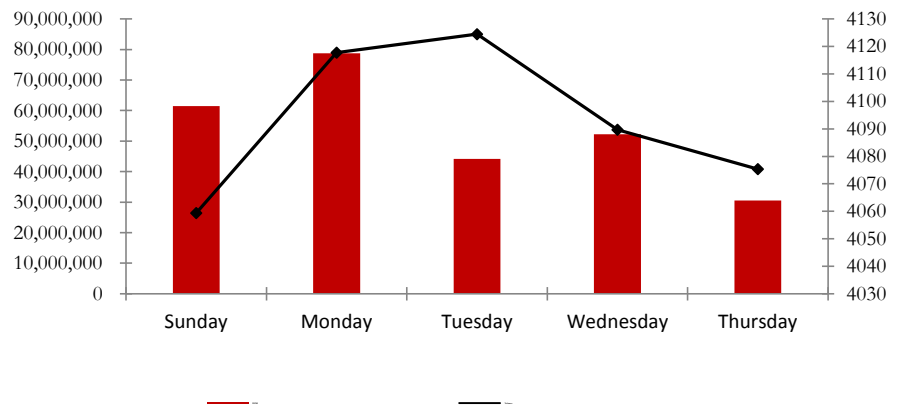
Market Change - Weekly



UNITED ARAB EMIRATES (Dubai)

Market	Unit	Previous 11-Jun-15	Current 18-Jun-15	Change Δ
DFM	(x)	4,072.83	4,063.88	-0.22%
Average Volume Traded	(000's)	963,631,424	509,570,159	-47.12%
Average No of Trades	(000's)	14,207	8,401	-40.86%
Average Value Traded(U.S \$)	(\$ 000's)	475,787,422	257,736,362	-45.83%

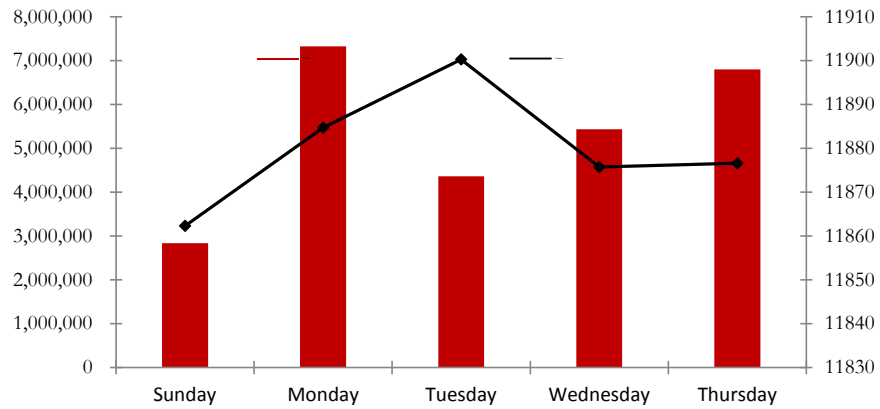
Market Change - Weekly



QATAR

Market	Unit	Previous	Current	Change
		11-Jun-15	18-Jun-15	Δ
DSM 20	(x)	11,879.56	11,897.95	0.15%
Average Volume Traded	(000's)	5,456,890	4,666,245	-14.49%
Average No of Trades	(000's)	3,567	2,824	-20.84%
Average Value Traded(U.S \$)	(\$ 000's)	55,515,100	54,431,897	-1.95%

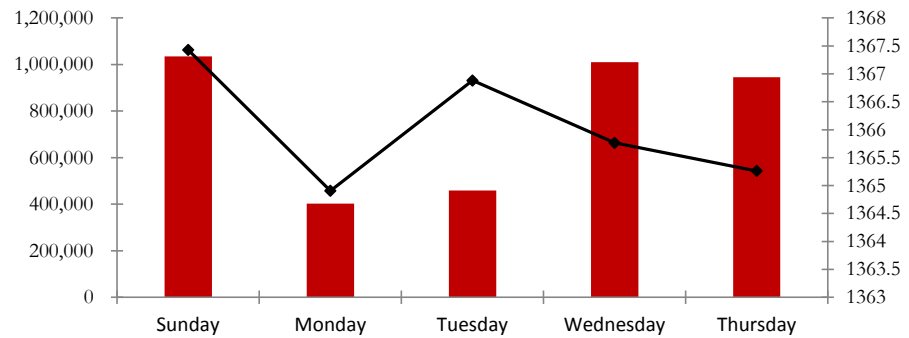
Market Change - Weekly



BAHRAIN

Market	Unit	Previous	Current	Change
		11-Jun-15	18-Jun-15	Δ
Bahrain All Share Index	(x)	1,367.61	1,366.94	-0.05%
Average Volume Traded	(000's)	1,229,740	1,257,581	2.26%
Average No of Trades	(000's)	28	44	55.75%
Average Value Traded(U.S \$)	(\$ 000's)	413,333	1,737,594	320.39%

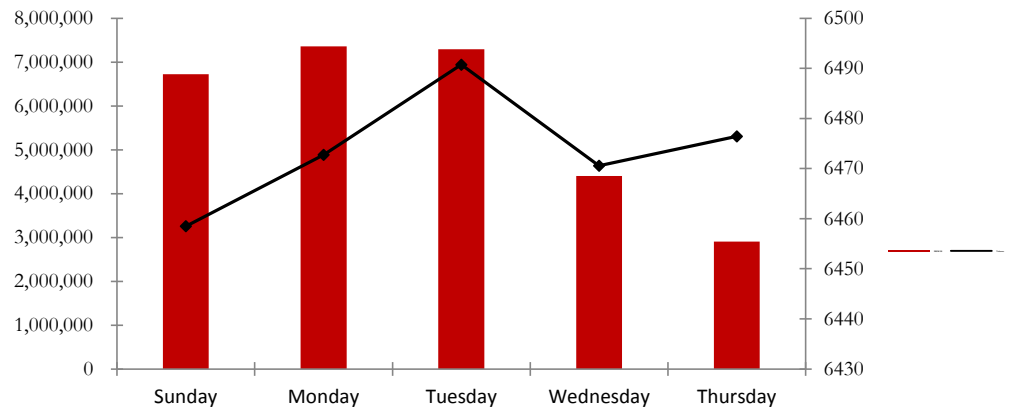
Market Change - Weekly



Oman

Market	Unit	Previous 11-Jun-15	Current 18-Jun-15	Change Δ
MSM 30	(x)	6,482.34	6,455.44	-0.41%
Average Volume Traded	(000's)	10,341,975	16,671,198	61.20%
Average No of Trades	(000's)	577	677	17.32%
Average Value Traded(U.S \$)	(\$ 000's)	8,512,677	8,138,119	-4.40%

Market Change - Weekly



This document and its content are prepared for your personal information purposes only and it is not an offer, or the solicitation of an offer, to buy or sell a security or enter into any other agreement. Projections of potential risk or return are illustrative, and should not be taken as limitations of the maximum possible loss or gain. The information and any views expressed are given as at the date of writing and subject to change. While the information has been obtained from sources believed to be reliable we do not represent that it is accurate or complete and it should not be relied on as such. Coast Investment and Development Company, its affiliates and subsidiaries accept no liability for any direct or consequential loss arising from use of this document or its contents. At any time, Coast Investment and Development Company or its employees may have a position, subject to change, in any securities or instruments referred to, or provide services to the issuer of those securities and instruments.

Coast Investment &
Shuhada Street, Al Sharq Area

P. O. Box 26755, Safat 13128
Tel: + 965 22230553
Fax: + 965 22408932

www.coast.com.kw