

COAST MIDDLE EAST WEEKLY

GCC Stock Review

Thursday, October 15, 2009

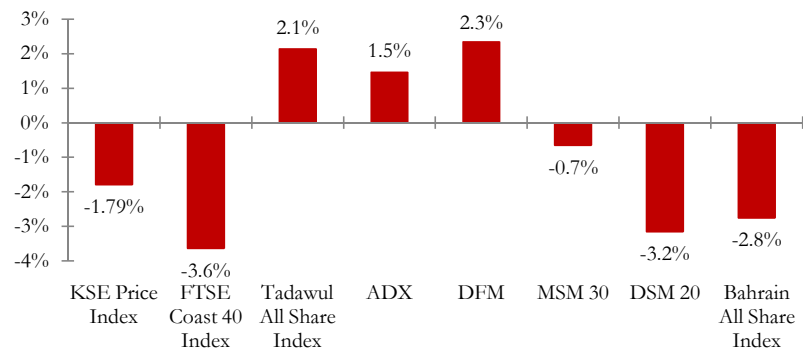
Market Summary

GCC markets witnessed mixed performance this week. Saudi and UAE's markets ended the week in green. Dubai Financial market was the top gainer with 2.3% increase while Qatar's market lost the most with 3.2% decline.

Market	Index	Previous 08-Oct-09	Current 15-Oct-09	Change Points	Change Δ
Kuwait	KSE Price Index	7,848.60	7,707.90	(140.70) ↓	-1.79%
	FTSE Coast 40 Index	75.09	72.36	(2.73) ↓	-3.6%
Saudi Arabia	Tadawul All Share Index	6,314.78	6,449.81	135.03 ↑	2.1%
UAE	ADX	3,193.18	3,239.74	46.56 ↑	1.5%
	DFM	2,297.16	2,350.91	53.75 ↑	2.3%
Oman	MSM 30	6,729.55	6,685.80	(43.75) ↓	-0.7%
Qatar	DSM 20	7,581.91	7,342.90	(239.01) ↓	-3.2%
Bahrain	Bahrain All	1,593.79	1,549.78	(44.01) ↓	-2.8%

* Saudi market last trading session closed on Wednesday

Market Change (%) - Weekly



News During the Week

- › Qatar International Islamic Bank said its nine-month 2009 net profit fell 13% to 396.5 million Qatari riyals (\$108.8 million), from QAR454.8 million in the year earlier.
- › Bank Muscat, Oman's largest lender, said net profit in the nine months ended Sept. 30 fell 11% to 80.4 million Omani rials (\$208.2 million), from OMR90.1 million in the year earlier period.
- › Dubai's property prices are expected to drop by another 20 percent as more projects come online given that Dubai's real estate sector has been hit hard by the economic crisis, which has seen property prices drop by 48 percent since last year.
- › Kuwait, one of four Gulf states to sign a pact to launch a monetary union and single currency, on Sunday called for a delay in the 2010 launch date, citing incomplete preparations.

This document and its content are prepared for your personal information purposes only and it is not an offer, or the solicitation of an offer, to buy or sell a security or enter into any other agreement. Projections of potential risk or return are illustrative, and should not be taken as limitations of the maximum possible loss or gain. The information and any views expressed are given as at the date of writing and subject to change. While the information has been obtained from sources believed to be reliable we do not represent that it is accurate or complete and it should not be relied on as such. Coast Investment and Development Company, its affiliates and subsidiaries accept no liability for any direct or consequential loss arising from use of this document or its contents. At any time, Coast Investment and Development Company or its employees may have a position, subject to change, in any securities or instruments referred to, or provide services to the issuer of those securities and instruments.

Coast Investment & Development Co.
Shuhada Street, Al Sharq Area

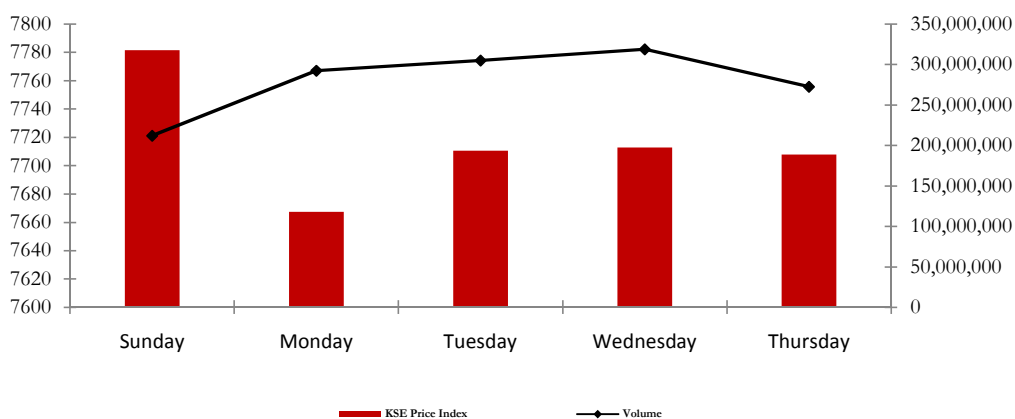
P. O. Box 26755, Safat 13128 - Kuwait
Tel: + 965 22230555
Fax: + 965 22408932

www.coast.com.kw

KUWAIT

Market	Unit	Previous	Current	Change
		08-Oct-09	15-Oct-09	Δ
KSE Price Index	(x)	7,848.60	7,707.90	-1.79%
FTSE Coast 40 Index	(x)	75.09	72.36	-3.64%
Average Volume Traded	(000's)	322,487,000	280,295,000	-13.08%
Average No of Trades	(000's)	6,319.80	5,970.60	-5.53%
Average Value Traded(U.S \$)	(\$ 000's)	227,605,575	212,603,152	-6.59%

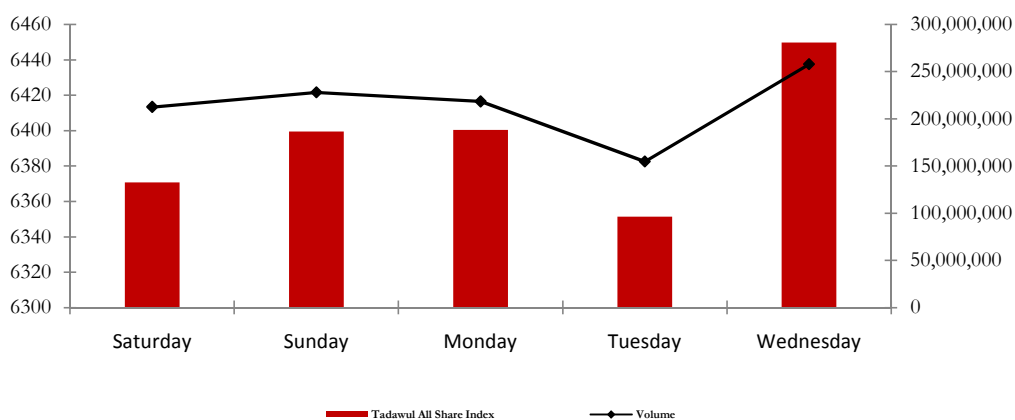
Market Change - Weekly



SAUDI ARABIA

Market	Unit	Previous	Current	Change
		07-Oct-09	14-Oct-09	Δ
Tadawul All Share Index	(x)	6,314.78	6,449.81	2.14%
Average Volume Traded	(000's)	186,633,170	214,363,527	14.86%
Average No of Trades	(000's)	122,144	116,992	-4.22%
Average Value Traded(U.S \$)	(\$ 000's)	1,206,285,962	1,345,561,976	11.55%

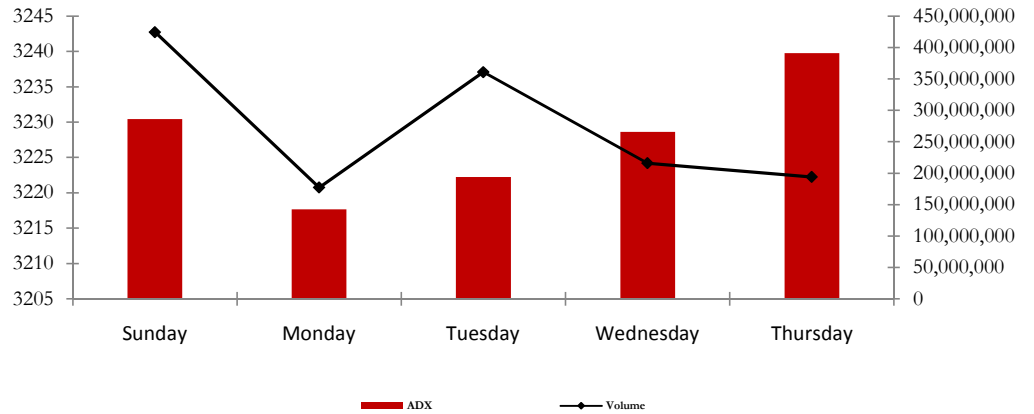
Market Change - Weekly



UNITED ARAB EMIRATES (Abu Dhabi)

Market	Unit	Previous	Current	Change
		08-Oct-09	15-Oct-09	Δ
ADX	(x)	3,193.18	3,239.74	1.46%
Average Volume Traded	(000's)	292,495,894	274,569,486	-6.13%
Average No of Trades	(000's)	4,422	4,170	-5.72%
Average Value Traded(U.S \$)	(\$ 000's)	149,538,666	136,518,617	-8.71%

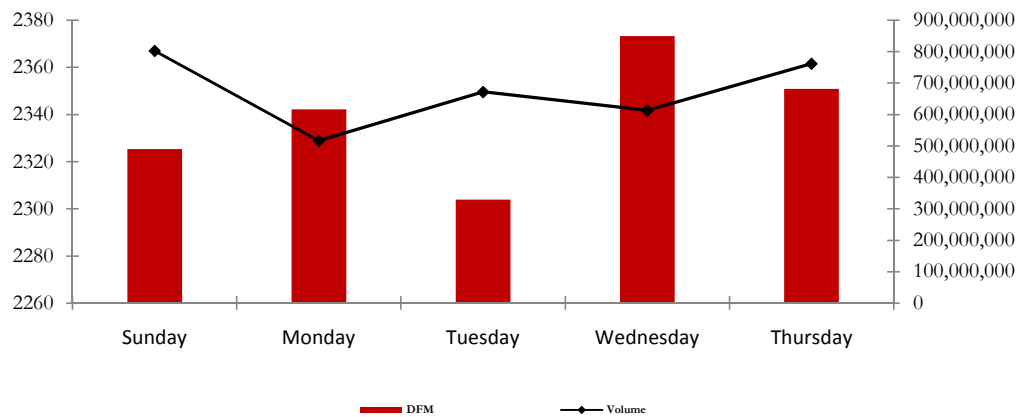
Market Change - Weekly



UNITED ARAB EMIRATES (Dubai)

Market	Unit	Previous	Current	Change
		08-Oct-09	15-Oct-09	Δ
DFM	(x)	2,297.16	2,350.91	2.34%
Average Volume Traded	(000's)	745,076,454	673,214,981	-9.64%
Average No of Trades	(000's)	11,940	11,579	-3.02%
Average Value Traded(U.S \$)	(\$ 000's)	385,533,991	408,922,657	6.07%

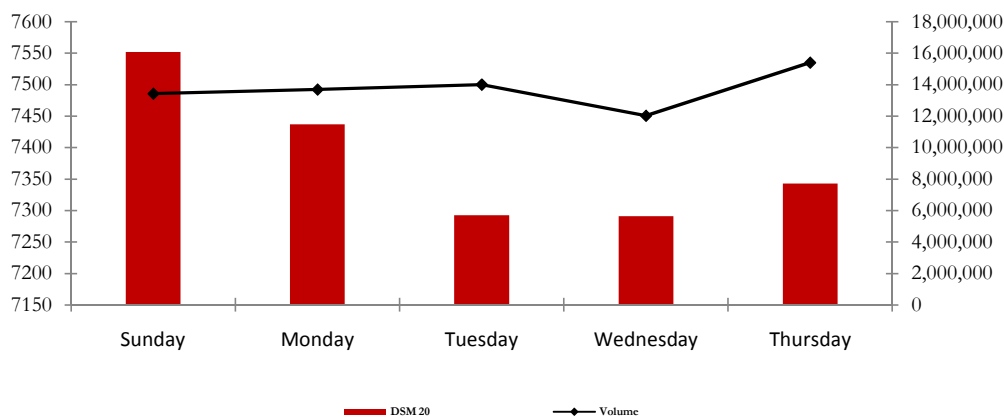
Market Change - Weekly



QATAR

Market	Unit	Previous	Current	Change
		08-Oct-09	15-Oct-09	Δ
DSM 20	(x)	7,581.91	7,342.90	-3.15%
Average Volume Traded	(000's)	19,321,203	13,709,490	-29.04%
Average No of Trades	(000's)	8675	7362	-15.14%
Average Value Traded(U.S \$)	(\$ 000's)	140,932,507	115,239,678	-18.23%

Market Change - Weekly

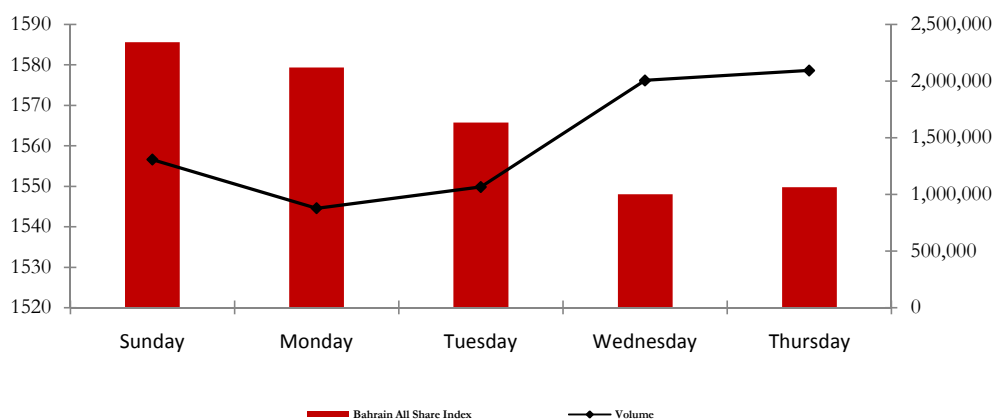


BAHRAIN

Market	Unit	Previous	Current	Change
		08-Oct-09	15-Oct-09	Δ
Bahrain All Share Index	(x)	1,593.79	1,549.78	-2.76%
Average Volume Traded	(000's)	1,833,134	1,470,795	-19.77%
Average No of Trades	(000's)	139	92	-33.67%
Average Value Traded(U.S \$)	(\$ 000's)	1,132,102	688,079	-39.22%

* Market was closed on Tuesday and Wednesday

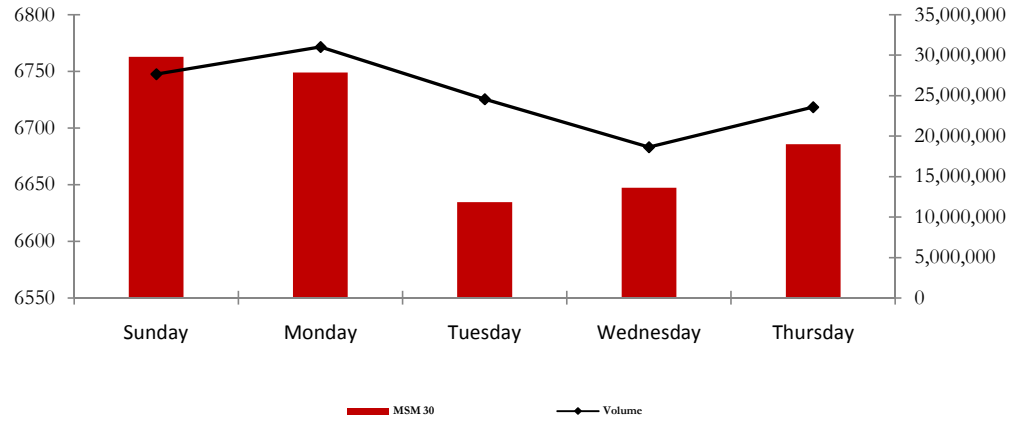
Market Change - Weekly



Oman

Market	Unit	Previous	Current	Change
		08-Oct-09	15-Oct-09	Δ
MSM 30	(x)	6,729.55	6,685.80	-0.65%
Average Volume Traded	(000's)	36,253,607	25,092,000	-30.79%
Average No of Trades	(000's)	6597	5376	-18.51%
Average Value Traded(U.S \$)	(\$ 000's)	39,310,696	31,046,369	-21.02%

Market Change - Weekly



Sulaiman Al Abduljader

Vice President
sulaiman.jader@coast.com.kw
Ext. 508

Abdullah Al Hasawi

Senior Financial Analyst
abdulla.alhasawi@coast.com.kw
Ext. 512

Burhan Kamali

Senior Financial Analyst
burhan.kamali@coast.com.kw
Ext. 514

Yousef Al Roumi

Investment Analyst
yousef.alroumi@coast.com.kw
Ext. 578

Manal Sabbah

Investment Analyst
manal.sabbah@coast.com.kw
Ext. 579

Zaina Al Mershed

Marketing Officer
zaina.almershed@coast.com.kw
Ext. 577

Mohammad Al Hajeri

Investment Analyst
mohammad.alhajeri@coast.com.kw
Ext. 517

Talal Al Hunaif

Investment Analyst
talal.alhunaif@coast.com.kw
Ext: 567

Nour Sabbagh

Office Cordinator
nour.sabbagh@coast.com.kw
Ext: 516

This document and its content are prepared for your personal information purposes only and it is not an offer, or the solicitation of an offer, to buy or sell a security or enter into any other agreement. Projections of potential risk or return are illustrative, and should not be taken as limitations of the maximum possible loss or gain. The information and any views expressed are given as at the date of writing and subject to change. While the information has been obtained from sources believed to be reliable we do not represent that it is accurate or complete and it should not be relied on as such. Coast Investment and Development Company, its affiliates and subsidiaries accept no liability for any direct or consequential loss arising from use of this document or its contents. At any time, Coast Investment and Development Company or its

Coast Investment & Development Co.
Shuhada Street, Al Sharq Area

P. O. Box 26755, Safat 13128 - Kuwait
Tel: + 965 22230555
Fax: + 965 22408932